



# Monitoring SAP HANA Database Server

eG Innovations Product Documentation

[www.eginnovations.com](http://www.eginnovations.com)



# Table of Contents

---

CHAPTER 1: INTRODUCTION .....	1
CHAPTER 2: HOW TO MONITOR SAP HANA DATABASE SERVER USING EG ENTERPRISE? ...	3
2.1 Pre-requisites for Monitoring the SAP HANA Database Server .....	3
2.2 Managing the SAP HANA Database Server .....	4
CHAPTER 3: MONITORING SAP HANA DATABASE SERVER .....	7
3.1 The HANA Services Layer .....	9
3.1.1 HANA SQL Connectivity Test .....	9
3.1.2 HANA Connections Test .....	10
3.1.3 HANA Service Test .....	12
3.1.4 HANA Service Statistics Test .....	16
3.1.5 HANA Service Threads Test .....	19
3.1.6 Hana Replication Status Test .....	20
3.1.7 Hana Replication Service Test .....	23
3.2 The HANA Database Layer .....	27
3.2.1 HANA Uptime Test .....	28
3.2.2 HANA Workload Test .....	30
3.3 The HANA Transactions Layer .....	34
3.3.1 HANA Transactions Test .....	35
3.3.2 HANA Blocked Transactions Test .....	37
3.4 The HANA SQL Layer .....	39
3.4.1 HANA Expensive Statements Test .....	40
3.5 The HANA Memory Structures Layer .....	43
3.5.1 HANA Cache Test .....	43
3.6 The HANA System Layer .....	46
3.6.1 HANA Disk Usage Test .....	46
3.6.2 HANA Host CPU Test .....	49
3.6.3 HANA Host Memory Test .....	52
3.6.4 HANA Volume Files Test .....	54
ABOUT EG INNOVATIONS .....	57

## Table of Figures

---

Figure 1.1: Figure 1.1: The architecture of SAP HANA .....	1
Figure 2.1: Adding a SAP HANA Database server .....	5
Figure 2.2: The list of unconfigured tests for the SAP HANA Database server .....	5
Figure 3.1: The layer model of the SAP HANA database server .....	7
Figure 3.2: The tests mapped to the HANA Services layer .....	9
Figure 3.3: The tests mapped to the HANA Database layer .....	28
Figure 3.4: The tests mapped to the HANA Transactions layer .....	35
Figure 3.5: The tests mapped to the HANA SQL layer .....	39
Figure 3.6: The tests mapped to the HANA System layer .....	46

## Chapter 1: Introduction

SAP HANA is a flexible, data-source-agnostic appliance that allows customers to analyze large volumes of SAP ERP data in real-time, avoiding the need to materialize transformations. SAP HANA is a hardware and software combination that integrates a number of SAP components including the SAP In-memory database, Sybase Replication technology and SAP LT (Landscape Transformation) Replicator. SAP HANA is delivered as an optimized appliance in conjunction with leading SAP hardware partners.

Figure 1.1 depicts the architecture of SAP HANA.

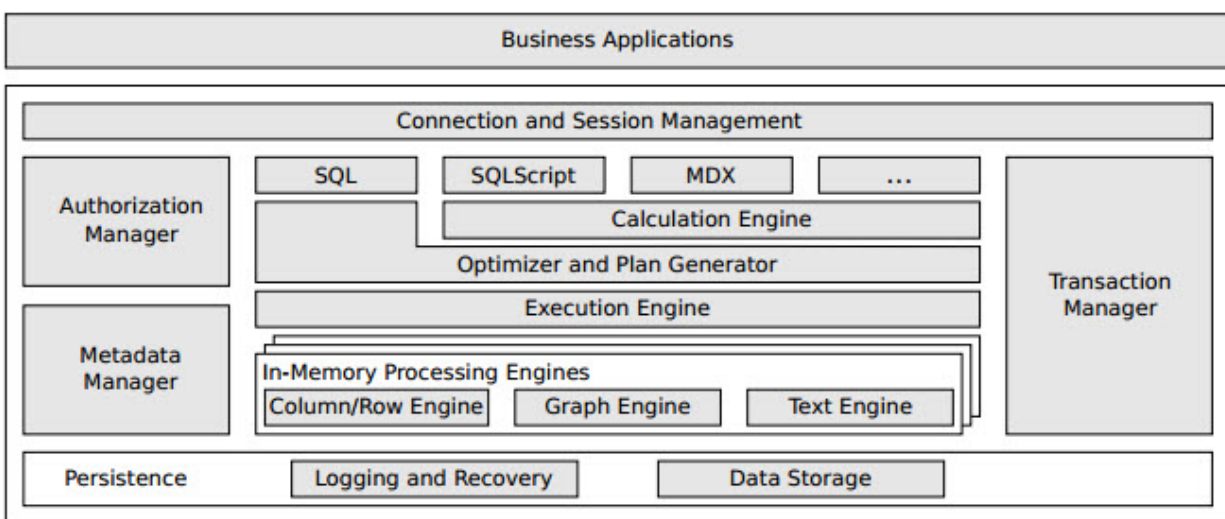


Figure 1.1: Figure 1.1: The architecture of SAP HANA

The heart of the SAP HANA DB consists of a set of in-memory processing engines. Relational data resides in tables in column or row layout in the combined column and row engine, and can be converted from one layout to the other to allow query expressions with tables in both layouts. Graph data and text data reside in the graph engine and the text engine respectively; more engines are possible due to the extensible architecture. All engines keep all data in main memory as long as there is enough space available. As one of the main distinctive features, all data structures are optimized for cache-efficiency instead of being optimized for organization in traditional disk blocks. Furthermore, the engines compress the data using a variety of compression schemes. When the limit of available main memory is reached, entire data objects, e.g., tables or partitions, are unloaded from main memory under control of application semantic and reloaded into main memory when it is required again. From an application perspective, the SAP HANA DB provides multiple interfaces, such as standard SQL for generic data management functionality or more specialized languages as

SQLScript and MDX. SQL queries are translated into an execution plan by the plan generator, which is then optimized and executed by the execution engine. Queries from other interfaces are eventually transformed into the same type of execution plan and executed in the same engine, but are first described by a more expressive abstract data flow model in the calculation engine. Irrespective of the external interface, the execution engine can use all processing engines and handles the distribution of the execution over several nodes. As in traditional database systems, the SAP HANA DB has components to manage the execution of queries. The session manager controls the individual connections between the database layer and the application layer, while the authorization manager governs the user's permissions. The transaction manager implements snapshot isolation or weaker isolation levels – even in a distributed environment. The metadata manager is a repository of data describing the tables and other data structures, and, like the transaction manager, consists of a local and a global part in case of distribution.

While virtually all data is kept in main memory by the processing engines for performance reasons, data has also to be stored by the persistence layer for backup and recovery in case of a system restart after an explicit shutdown or a failure. Updates are logged as required for recovery to the last committed state of the database and entire data objects are persisted into the data storage regularly.

Owing to its fail-proof architecture, the SAP HANA database server is widely used in many mission-critical IT infrastructures delivering essential services to end-users. In such environments, even a second's non-availability of the database server will not be tolerated, as it may significantly delay service delivery and affect user satisfaction with the service. To ensure high uptime of such services, the availability and overall performance of the SAP HANA database server should be continuously monitored and errors brought to the immediate attention of the administrators. This is what exactly eG Enterprise offers.

## Chapter 2: How to Monitor SAP HANA Database Server Using eG Enterprise?

eG Enterprise monitors the SAP HANA Database Server in an agent based and agentless manners. A set of pre-requisites should be fulfilled before attempting to monitor the SAP HANA database server. These requirements are discussed below.

### 2.1 Pre-requisites for Monitoring the SAP HANA Database Server

To monitor the SAP HANA database server:

- A special database user account vested with the **Monitoring** role has to be created in every SAP HANA database instance that requires monitoring. The syntax of the script to be used for user creation is as follows:

```
create user <username> password <password>
```

```
grant monitoring to <username>
```

A sample script for user creation is:

```
create user sapegadmin password eGurkha@123;grant monitoring to sapegadmin;
```

The credentials of this user have to be passed to the User and Password parameters of the eG tests for SAP HANA.

- To connect to SAP HANA via JDBC, the eG agent needs the driver file provided by SAP, called **ngdbc.jar**. This driver file is part of the SAP HANA Client installation, which in turn will be part of your SAP HANA installation. To make this driver file available to the eG agent, do the following:
  - Copy the **ngdbc.jar** file from the SAP HANA client installation path to the <EG\_INSTALL\_DIR>\lib directory (on Windows; on Unix, this will be the **/opt/egurkha/lib** directory) on the eG agent host.
  - The table below provides the default location of the **ngdbc.jar** on different platforms.

Platform	Package version	Default installation path
Linux x86, 32 bit	32 bit	/usr/sap/hdbclient
Linux x86, 64 bit	64 bit	/usr/sap/hdbclient
Linux x86, 64 bit	32 bit	/usr/sap/hdbclient32
Other Unix/Linux platforms	-	/usr/sap/hdbclient

Platform	Package version	Default installation path
Windows x86, 32 bit	32 bit	C:\Program Files\sap\hdbclient
Windows x86, 64 bit	64 bit	C:\Program Files\sap\hdbclient
Windows x86, 64 bit	32 bit	C:\Program Files (x86)\sap\hdbclient

If the HANA client is installed by a user without administrative rights, then that client will be available only to that user.

- Then, restart the eG agent

## 2.2 Managing the SAP HANA Database Server

The eG Enterprise cannot automatically discover the SAP HANA Database Server so that you need to manually add the component for monitoring. To manage a SAP HANA component, do the following:

1. Log into the eG administrative interface.
2. Follow the Components -> Add/Modify menu sequence in the Infrastructure tile of the **Admin** menu.
3. In the **COMPONENT** page that appears next, select SAP HANA as the **Component type**. Then, click the **Add New Component** button. This will invoke Figure 2.1.

**COMPONENT** BACK

This page enables the administrator to provide the details of a new component

Category: All | Component type: SAP HANA

**Component information**

Host IP/Name: 192.168.10.1  
 Nick name: test\_hana  
 Port number: 30015

**Monitoring approach**

Agentless: ☒  
 OS: Linux  
 Mode: SSH  
 Encryption type: None  
 Remote port: 22  
 User: admin  
 Password: •••••  
 Remote agent: 192.168.11.41  
 External agents: 192.168.11.41, 192.168.8.135

**Add**

Figure 2.1: Adding a SAP HANA Database server

- Specify the **Host IP** and **Nick name** of the SAP HANA database server. If you want to monitor the SAP HANA database in **Agentless** manner, check the **Agentless** flag. Then, select the **OS** as **Linux** and **Mode** as **SSH**. Also specify the credentials of the user who is authorized to access the OS in the **User** text box.
- Then, try to sign out of the eG administrative interface. Upon doing so, Figure 2.2 will appear listing the unconfigured tests for the SAP HANA Database server.

Performance		test_hana:30015
HANA Connections	HANA Transactions	HANA SQL Connectivity
HANA Blocked Transactions	HANA Cache	HANA Disk Usage
HANA Expensive Statements	HANA Host CPU	HANA Host Memory
HANA Service	HANA Service Statistics	HANA Service Threads
HANA Uptime	HANA Volume Files	HANA Workload
Processes		

Figure 2.2: The list of unconfigured tests for the SAP HANA Database server

- Click on any test in the list of unconfigured tests. For instance, click on the **HANA Connections** test to configure it. To know how to configure the parameters of the test and the metrics that the test reports, refer to Section 3.1.2.
- Then, try to signout of the administrative interface. Now, you will be prompted to configure the **HANA Transactions** test. Refer to Section 3.3.1 to know more details about this test.



8. Next, you will be prompted to configure the **Processes** test. To know the details on configuring the **Processes** test, refer to *Monitoring Unix and Windows Servers* document.
9. Finally, signout of the eG administrative interface.

## Chapter 3: Monitoring SAP HANA Database Server

The eG Enterprise Suite provides a dedicated SAP HANA monitoring model, which is capable of monitoring the core components of the SAP HANA architecture – from its memory structures, to its transactions and services – and promptly reporting failures to administrators to enable a speedy resolution.

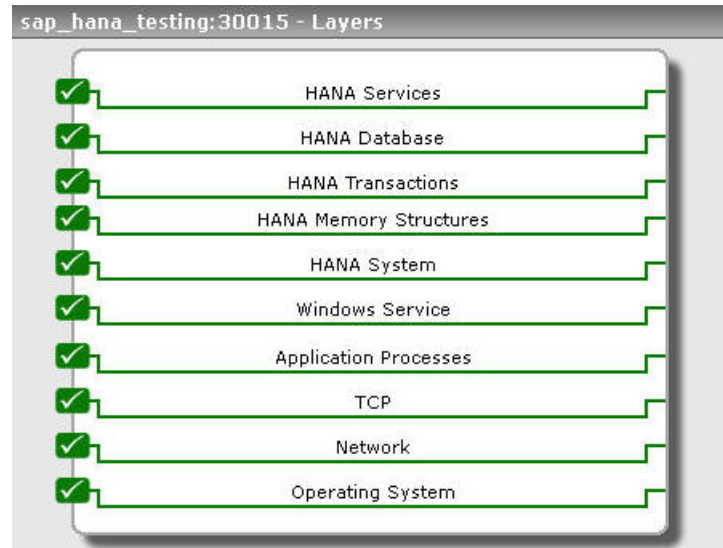


Figure 3.1: The layer model of the SAP HANA database server

Every layer of the layer model is mapped to a wide variety of tests that run periodic health checks on all performance-influencing parameters of the SAP HANA database server and extract a plethora of performance metrics.

For these tests to run, the pre-requisites detailed in Section **Chapter 2** will have to be in place.

The metrics thus collected would be useful to figure out accurate answers to the following performance queries:

- Is the SAP HANA database server available? How long has the SAP HANA database server been up?
- How quickly does the SAP HANA database server respond to user requests?
- How many connections to the SAP HANA database server are currently active or running? Are any connections idle?

- Are the critical services of the SAP HANA database server currently active? If so, for how long has each service been up?
- How quickly were requests serviced by each service of the SAP HANA database server? Does any service process requests slowly? How many requests are currently pending for processing with that service?
- How many threads are currently active for each service?
- How much CPU and memory does each service use? Is any service utilizing these resources excessively?
- Is enough physical memory available for use with each service?
- Is the server overloaded with query execution requests? If so, which service on the server is handling the maximum executions?
- Is any service performing too many rollbacks? If so, which one is it?
- Are any transactions blocked?
- Is any expensive SQL statement executing on the SAP HANA database server? If so, what is the maximum duration of its execution?
- Is the server utilizing its cache well? Or should the cache be resized to ensure its effective usage?
- Is any disk volume on the server running out of space? If so, which one is it – data, log, or trace?
- Are the disk volumes used by the services adequately sized? Or is any service using its disk volumes excessively? If so, which service is it and which disk volume is being over-utilized – data or log?
- Is the server hogging the CPU? If so, where is maximum CPU time being spent – in system-level processing? in handling user requests? In waiting for I/O? or in just being idle?
- Does the server have sufficient physical memory to discharge its duties?

The **Operating System, Network, TCP, Application Processes** and **Windows Service** layers of a SAP HANA database server model are similar to that of a Windows Generic server model. Since these tests have been dealt with in the *Monitoring Unix and Windows Servers* document, the below mentioned sections focus only on the layers pertaining to the SAP HANA database server alone.

## 3.1 The HANA Services Layer

The **HANA Services** layer tracks the availability, responsiveness and the health of the services associated with a SAP HANA database server.

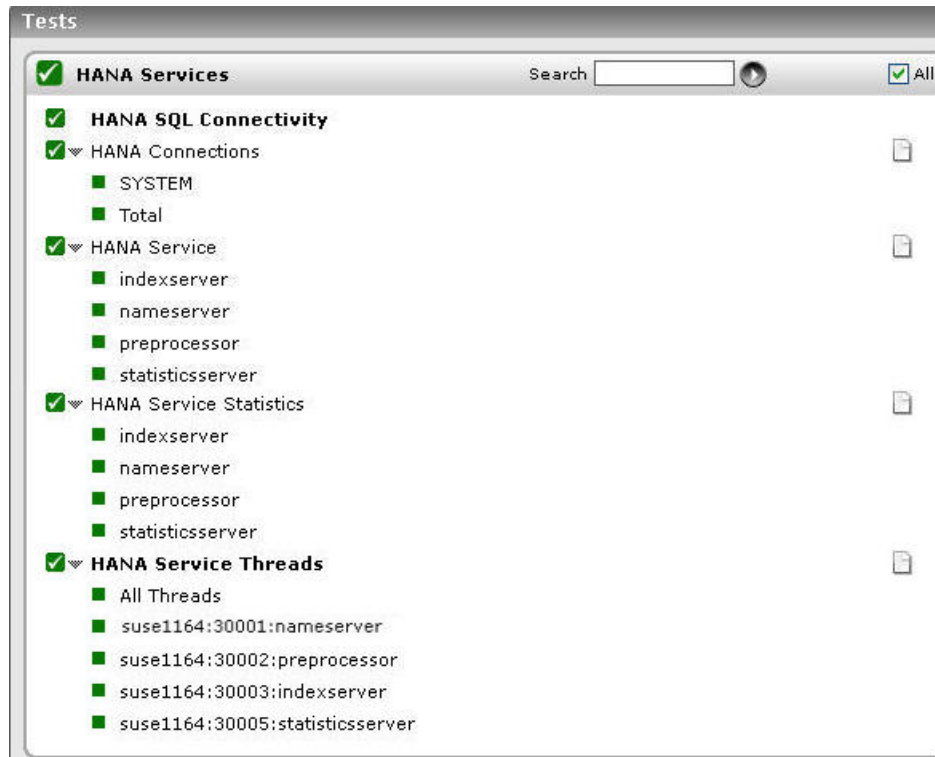


Figure 3.2: The tests mapped to the HANA Services layer

### 3.1.1 HANA SQL Connectivity Test

This test reports the availability and responsiveness of the SAP HANA database server.

**Target of the test :** A SAP HANA Database Server

**Agent deploying the test :** A remote agent

**Outputs of the test :** One set of results for each volume that is to be monitored

**Configurable parameters for the test**

Parameter	Description
Test period	How often should the test be executed

Parameter	Description
Host	The host for which the test is to be configured.
Port	The port number at which the specified Host listens to. By default, this will be <i>30015</i> .
User	In order to monitor a SAP HANA database server, a special database user account with Monitoring privileges has to be created in every SAP HANA database instance that requires monitoring. The syntax of the script that is used for user creation is discussed in Section <b>Chapter 2</b> .  The name of such a user has to be specified here.
Password	Enter the password of the specified User.
Confirm Password	Confirm the password by retyping it here.
IsPassive	If the value chosen for this parameter is <b>Yes</b> , then the SAP HANA database server under consideration is a passive server in a SAP HANA cluster. No alerts will be generated if the server is not running. Measures will be reported as “Not applicable” by the agent if the server is not up.

### Measurements made by the test

Measurement	Description	Measurement Unit	Interpretation
Availability	Indicates the availability of this SAP HANA database server.	Number	A value of 100 indicates that the SAP HANA database server is available and a value 0 indicates that the database server is not available.
Response Time	Indicates the time taken by this SAP HANA database server to respond to a user request.	Secs	Ideally, the value of this measure should be low. A sudden increase in response time is indicative of a bottleneck at the database server. This could even be owing to a connection delay and/or long running queries to the database.

### 3.1.2 HANA Connections Test

User connections to the SAP HANA database server are a good indicator of the load on the database server. If users complain about the sluggish performance of the database server, administrators may want to check the user connections to the server to figure out whether the database server is stressed due to an overload condition. If so, administrators may also want to

identify the user who has imposed the maximum load on the server and the nature of that load – i.e., whether the user's connections are active or are idle predominantly, and the maximum time for which a user connection to the server remained alive and idle. The **HANA Connections** test reveals all this! This test not only discovers who is currently logged into the database server, but for each login user, reports the number of open connections, the count of running and idle connections, and the duration of the oldest idle connection. This way, the test measures the current connection load on the server, points to those users who are responsible for overloading the server with numerous connections, and also indicates to administrators whether these are genuine running connections or idle connections that can be terminated to ease the strain on the server.

**Target of the test :** A SAP HANA Database Server

**Agent deploying the test :** A remote agent

**Outputs of the test :** One set of results for every SAP HANA database server being monitored; if the **Show User** flag is set to **Yes**, then this test will report one set of results for every user who is currently connected to the SAP HANA database server.

### Configurable parameters for the test

Parameter	Description
Test period	How often should the test be executed
Host	The host for which the test is to be configured.
Port	The port number at which the specified Host listens to. By default, this will be <i>30015</i> .
User	<p>In order to monitor a SAP HANA database server, a special database user account with Monitoring privileges has to be created in every SAP HANA database instance that requires monitoring. The syntax of the script that is used for user creation is discussed in Section <b>Chapter 2</b>.</p> <p>The name of such a user has to be specified here.</p>
Password	Enter the password of the specified User.
Confirm Password	Confirm the password by retyping it here.
IsPassive	If the value chosen for this parameter is <b>Yes</b> , then the SAP HANA database server under consideration is a passive server in a SAP HANA cluster. No alerts will be generated if the server is not running. Measures will be reported as “Not applicable” by the agent if the server is not up.
Show User	<p>Set this flag to <b>Yes</b> if you wish to view the connection details of each individual user. By doing so, each user pertaining to the SAP HANA database server will appear as a</p>

Parameter	Description
	<i>descriptor</i> of this test. By default, this flag is set to <b>No</b> which implies that the <b>TOTAL</b> descriptor will alone appear for this test indicating the connection details of all the users collectively.

### Measurements made by the test

Measurement	Description	Measurement Unit	Interpretation
Open Connections	Indicates the number of currently open connections for this user.	Number	
Idle Connections	Indicates the number of connections of this user that are currently idle on the database server.	Number	Ideally, the value of this measure should be low. A high value is indicative of a large number of idle connections, which in turn may cause unnecessary consumption of critical server resources. Idle connections also unnecessarily lock critical database objects, thereby denying other users access to those objects for performing important tasks. Use the detailed diagnosis of this measure to view the details of the idle connections.
Running Connections	Indicates the number of connections established by this user that are currently running.	Number	
Oldest Connection	Indicates the maximum time duration for which a connection established by this user was idle during the last measurement time.	Secs	A low value is desired for this measure. A high value indicates that the connections to the database server have been idle for a very long time.

### 3.1.3 HANA Service Test

SAP HANA database consists of the following services:

- **Index Server:** Contains the actual data and the engines for processing the data. It also coordinates and uses all the other servers.
- **Name Server:** Holds information about the SAP HANA database topology. This is used in a distributed system with instances of HANA database on different hosts. The name server knows where the components are running and which data is located on which server.
- **Statistics Server:** Collects information about Status, Performance and Resource Consumption from all the other server components. From the SAP HANA Studio we can access the Statistics Server to get status of various alert monitors.
- **Preprocessor Server:** Used for Analysing Text Data and extracting the information on which the text search capabilities are based.
- **XS Engine:** This is an optional component. Using XS Engine clients can connect to SAP HANA database to fetch data via HTTP.

If the SAP HANA database server is unable to perform any of the functions detailed above, it could be because the corresponding service is not running. Likewise, processing bottlenecks experienced by any of these critical services can consequently degrade the performance of the database server. It is hence imperative that administrators check on the status and processing ability of each of the critical services listed above now and then, so that failures and slowdowns can be proactively detected and promptly resolved, and the uninterrupted functioning of the database server ensured. The **HANA Service** test helps administrators achieve the same! This test auto-discovers each service of the SAP HANA database server and reports the current status, uptime, responsiveness, and the request processing ability of each service, thus shedding light on services that are not running or are under-performing. By identifying problematic services, focusing on their issues, and solving them, administrators can make sure that the database server operates at peak capacity at all times!

**Target of the test :** A SAP HANA Database Server

**Agent deploying the test :** A remote agent

**Outputs of the test :** One set of results for every service of the SAP HANA database server being monitored.

**Configurable parameters for the test**

Parameter	Description
Test period	How often should the test be executed
Host	The host for which the test is to be configured.



Parameter	Description
Port	The port number at which the specified Host listens to. By default, this will be <b>30015</b> .
User	<p>In order to monitor a SAP HANA database server, a special database user account with Monitoring privileges has to be created in every SAP HANA database instance that requires monitoring. The syntax of the script that is used for user creation is discussed in Section <b>Chapter 2</b>.</p> <p>The name of such a user has to be specified here.</p>
Password	Enter the password of the specified User.
Confirm Password	Confirm the password by retyping it here.
IsPassive	If the value chosen for this parameter is <b>Yes</b> , then the SAP HANA database server under consideration is a passive server in a SAP HANA cluster. No alerts will be generated if the server is not running. Measures will be reported as “Not applicable” by the agent if the server is not up.

### Measurements made by the test

Measurement	Description	Measurement Unit	Interpretation						
Active Status	Indicates whether/not this service is `currently active on the SAP HANA database server.		<p>This measure reports the value <b>Yes</b> if this service is active and <b>No</b>, if otherwise.</p> <p>The values that this measure reports and their corresponding numeric values have been listed in the table below:</p> <table><tr><th>Measure Value</th><th>Numeric Value</th></tr><tr><td>Yes</td><td>1</td></tr><tr><td>No</td><td>0</td></tr></table> <p><b>Note:</b></p> <p>By default, this measure reports one of the <b>Measure Values</b> listed in the table above to indicate whether/not this service is active on the SAP HANA database server. In the graph of this measure however, the same will</p>	Measure Value	Numeric Value	Yes	1	No	0
Measure Value	Numeric Value								
Yes	1								
No	0								

Measurement	Description	Measurement Unit	Interpretation
			represented using the numeric equivalents only.
Uptime	Indicates the time duration for which this service has been up since the last time the server was started.	Mins	A low value is indicative of intermittent breaks in the availability of a service.
Request Rate	Indicates the rate at which the requests were issued to this service from the clients.	Requests/Sec	
Average Response Time	Indicates the average time taken by this service to respond to requests from the clients.	MilliSec	A low value is desired for this measure. A high value or a consistent increase in the value is indicative of a processing bottleneck with the service.
Active Request Count	Indicates the number of active requests that are being processed by this service.	Number	This is a good indicator of the current load on a service.
Pending Request Count	Indicates the number of requests that are yet to be processed (i.e., pending in the queue) by this service.	Number	A low value is desired for this measure. A high value or a consistent increase in the value is indicative of a processing bottleneck with the service.
Active Thread Count	Indicates the number of threads that are actively servicing requests for this service.	Number	If the <b>Pending Request Count</b> measure is high and indicate an overload or a processing slowdown with a service, you may consider spawning additional threads for that service to enable it to handle the additional load and clear all pending requests.
Thread Count	Indicates the total number of threads for this service.	Number	
Open File Count	Indicates the number of files that are currently open through this service in the SAP HANA	Number	This indicates the load imposed by a service on the database server.

Measurement	Description	Measurement Unit	Interpretation						
	database server.								
Has the HANA service been restarted?	Indicates whether/not the HANA service was restarted during the last measurement period.		<p>If the service was restarted, this measure will report the value Yes. If it was not restarted, then this measure will report the value No. The numeric values that correspond to these measure values are as follows:</p> <table><tr><th>Measure Value</th><th>Numeric Value</th></tr><tr><td>Yes</td><td>1</td></tr><tr><td>No</td><td>0</td></tr></table> <p><b>Note:</b></p> <p>By default, this measure reports the <b>Measure Values</b> in the table above to indicate whether/not the service rebooted. However, in the graph of this measure, the same is represented using the numeric equivalents only.</p>	Measure Value	Numeric Value	Yes	1	No	0
Measure Value	Numeric Value								
Yes	1								
No	0								

### 3.1.4 HANA Service Statistics Test

Each of the services executing on the SAP HANA database server consume critical CPU and memory resources of the server. Excessive resource usage by a single service can impact resource availability for other services, thereby adversely impacting the overall performance of the services and the server. Hence, in the event of a slowdown in the operations of the database server, it would be good practice for administrators to take a look at the resource usage of the individual services, so that they can determine whether the poor performance of the server is because one/more services are hogging the resources. To achieve this, administrators can use the **HANA Service Statistics** test. For each service running within SAP HANA, this test reports the CPU and memory usage of the service, thus enabling administrators to accurately identify resource-hungry services that can potentially cause server performance to degrade.

**Target of the test :** A SAP HANA Database Server

**Agent deploying the test :** A remote agent

**Outputs of the test :** One set of results for every service of the SAP HANA database server being monitored.

### Configurable parameters for the test

Parameter	Description
Test period	How often should the test be executed
Host	The host for which the test is to be configured.
Port	The port number at which the specified Host listens to. By default, this will be <i>30015</i> .
User	In order to monitor a SAP HANA database server, a special database user account with Monitoring privileges has to be created in every SAP HANA database instance that requires monitoring. The syntax of the script that is used for user creation is discussed in Section <b>Chapter 2</b> .  The name of such a user has to be specified here.
Password	Enter the password of the specified User.
Confirm Password	Confirm the password by retyping it here.
IsPassive	If the value chosen for this parameter is <b>Yes</b> , then the SAP HANA database server under consideration is a passive server in a SAP HANA cluster. No alerts will be generated if the server is not running. Measures will be reported as “Not applicable” by the agent if the server is not up.

### Measurements made by the test

Measurement	Description	Measurement Unit	Interpretation
Process CPU Usage	Indicates the percentage of CPU that is used by the current process that is associated with this service.	Percent	
Total CPU Usage	Indicates the total percentage of CPU used by all processes that are associated with this service.	Percent	A high value or a consistent increase in the value of this measure is a cause for concern, as it indicates abnormal CPU usage by the service.
Process Logical Memory	Indicates the amount of logical memory used by	MB	Ideally, the value of these measures should be low. Compare the value of

Measurement	Description	Measurement Unit	Interpretation
	this service.		each of these measures across services to identify that service that is engaging in memory-intensive operations.
Process Physical Memory	Indicates the amount of physical memory used by this service.	MB	
Used Memory	Indicates the amount of memory used by this service in the SAP HANA database server.	MB	<p>The value of this measure constitutes both physical memory and swap memory usage.</p> <p>Compare the value of this measure across all the services to identify the service that is consuming memory resources excessively.</p>
Free Memory	Indicates the amount of memory that is currently available for use by this service.	MB	<p>This value is the sum of free physical memory and free swap memory.</p> <p>Ideally, this value should be high for a service. A consistent drop in the value of this measure is indicative of a memory-hungry service, which can, in the long run, cause a severe memory contention within SAP HANA.</p>
Total Memory	Indicates the total amount of memory used by this service.	MB	The total memory constitutes both physical memory and swap memory.
Percentage of Free Memory	Indicates the percentage of memory (both physical memory and swap memory) that is currently available for use by this service.	Percent	A high value is desired for this measure. A consistent decrease in this value indicates that the service is steadily draining SAP HANA off its memory resources.
Physical Memory Usage	Indicates the percentage of physical memory that is currently used by this service.	Percent	A low value is desired for this measure. A consistent increase in this value indicates that the service is steadily draining SAP HANA off its memory resources.

### 3.1.5 HANA Service Threads Test

By closely monitoring thread usage of each of the services of a SAP HANA database server, administrators can gauge the workload generated by every service and how well each service handles the load. The **HANA Service Threads** test does just that! This test reports the count of threads that services requests for a service and the maximum time that the threads took to process service requests. In the process, the test indicates how busy a service is, and points to those services that may run into a processing bottleneck.

**Target of the test :** A SAP HANA Database Server

**Agent deploying the test :** A remote agent

**Outputs of the test :** One set of results for every Thread: Service of the SAP HANA database server being monitored.

#### Configurable parameters for the test

Parameter	Description
Test period	How often should the test be executed
Host	The host for which the test is to be configured.
Port	The port number at which the specified Host listens to. By default, this will be <i>30015</i> .
User	In order to monitor a SAP HANA database server, a special database user account with Monitoring privileges has to be created in every SAP HANA database instance that requires monitoring. The syntax of the script that is used for user creation is discussed in Section <b>Chapter 2</b> .  The name of such a user has to be specified here.
Password	Enter the password of the specified User.
Confirm Password	Confirm the password by retyping it here.
IsPassive	If the value chosen for this parameter is <b>Yes</b> , then the SAP HANA database server under consideration is a passive server in a SAP HANA cluster. No alerts will be generated if the server is not running. Measures will be reported as “Not applicable” by the agent if the server is not up.

**Measurements made by the test**

Measurement	Description	Measurement Unit	Interpretation
Thread Count	Indicates the number of threads that are currently handling the requests for this service.	Number	This is a good indicator of the workload generated by a service on SAP HANA.
Longest Thread	Indicates the maximum time that a thread took to serve requests for this service.	MilliSec	A high value for this measure is a cause of concern, as it could indicate a potential service slowdown.

**3.1.6 Hana Replication Status Test**

SAP HANA offers different kinds of high availability mechanisms, supporting a broad range of recovery scenarios from various faults. There are three basic scenarios:

- Host Auto-Failover: One (or more) standby nodes are added to an SAP HANA system and configured to work in standby mode. (SAP HANA scale-out).
- Storage Replication: The storage itself replicates all data to another location (this solution is provided by hardware partners). Disks are mirrored without a control process from the SAP HANA system.
- System Replication: SAP HANA replicates all data to a secondary SAP HANA system (standard SAP HANA feature). Data is constantly pre-loaded on the secondary system to minimize the recovery time objective (RTO)

SAP HANA system replication ships all data to a secondary system located at another site. Once SAP HANA system replication is enabled, each server process on the secondary system establishes a connection with its primary counterpart and requests a snapshot of the data. Then, all logged changes in the primary system are replicated continuously. Each persisted redo log in the primary system is sent to the secondary. A transaction in the primary system is not committed before the redo logs are replicated. While the system replication is running, the secondary system, which is configured identically to the primary, will be on standby until a takeover takes place. The takeover process is the name for the task of switching your active system from the current primary system onto the secondary system. Once the takeover command runs, the former secondary system becomes the new primary system.

In a high availability environment, the secondary system should always be in sync with the primary system. For this, the system replication should always be running so that the secondary system is replicated with the data from the primary system. If the replication fails even for a brief period, the secondary system will not have the updated data leading to outdated data. To avoid this, it is essential to monitor the replication status of the primary system. The **Hana Replication Status** test helps administrators in this regard!

This test monitors the current replication status of the target database server and also report whether/not the secondary server is active or not in a high availability setup. Using this test, administrators can determine if the system replication is active on the target database server or is error prone.

**Target of the test :** A SAP HANA Database Server

**Agent deploying the test :** A remote agent

**Outputs of the test :** One set of results for the target SAP HANA database server being monitored.

**Configurable parameters for the test**

Parameter	Description
Test period	How often should the test be executed
Host	The host for which the test is to be configured.
Port	The port number at which the specified Host listens to. By default, this will be <i>30015</i> .
User	<p>In order to monitor a SAP HANA database server, a special database user account with Monitoring privileges has to be created in every SAP HANA database instance that requires monitoring. The syntax of the script that is used for user creation is discussed in Section <b>Chapter 2</b>.</p> <p>The name of such a user has to be specified here.</p>
Password	Enter the password of the specified User.
Confirm Password	Confirm the password by retyping it here.
IsPassive	If the value chosen for this parameter is <b>Yes</b> , then the SAP HANA database server under consideration is a passive server in a SAP HANA cluster. No alerts will be generated if the server is not running. Measures will be reported as “Not applicable” by the agent if the server is not up.
Detailed Diagnosis	To make diagnosis more efficient and accurate, the eG Enterprise suite embeds an



Parameter	Description
	<p>optional detailed diagnostic capability. With this capability, the eG agents can be configured to run detailed, more elaborate tests as and when specific problems are detected. To enable the detailed diagnosis capability of this test for a particular server, choose the <b>On</b> option. To disable the capability, click on the <b>Off</b> option.</p> <p>The option to selectively enable/disable the detailed diagnosis capability will be available only if the following conditions are fulfilled:</p> <ul style="list-style-type: none"> <li>• The eG manager license should allow the detailed diagnosis capability</li> <li>• Both the normal and abnormal frequencies configured for the detailed diagnosis measures should not be 0.</li> </ul>

### Measurements made by the test

Measurement	Description	Measurement Unit	Interpretation												
Replication status	Indicates the current replication status of the target database server.		<p>The numeric values that correspond to the measure values are as follows:</p> <table><tr><th>Measure Value</th><th>Numeric Value</th></tr><tr><td>Error</td><td>0</td></tr><tr><td>Unknown</td><td>1</td></tr><tr><td>Initializing</td><td>2</td></tr><tr><td>Syncing</td><td>3</td></tr><tr><td>Active</td><td>4</td></tr></table> <p><b>Note:</b></p> <p>By default, this measure reports the <b>Measure Values</b> in the table above to indicate whether/not the secondary server is active. However, in the graph of this measure, the same is represented using the numeric equivalents only.</p>	Measure Value	Numeric Value	Error	0	Unknown	1	Initializing	2	Syncing	3	Active	4
Measure Value	Numeric Value														
Error	0														
Unknown	1														
Initializing	2														
Syncing	3														
Active	4														
Is secondary replication active?	Indicates whether/not the secondary server is active.		If the secondary server is active, this measure will report the value <b>Yes</b> . If it is not active, then this measure will												

Measurement	Description	Measurement Unit	Interpretation						
			<p>report the value <i>No</i>. The numeric values that correspond to these measure values are as follows:</p> <table><tr><th>Measure Value</th><th>Numeric Value</th></tr><tr><td>Yes</td><td>1</td></tr><tr><td>No</td><td>0</td></tr></table> <p><b>Note:</b></p> <p>By default, this measure reports the <b>Measure Values</b> in the table above to indicate whether/not the secondary server is active. However, in the graph of this measure, the same is represented using the numeric equivalents only.</p>	Measure Value	Numeric Value	Yes	1	No	0
Measure Value	Numeric Value								
Yes	1								
No	0								

### 3.1.7 Hana Replication Service Test

This test auto-discovers the secondary servers that are communicating with the target database server and for each secondary server, reports the amount of data that needs to be currently replicated. This test also throws light on the time taken for completing the replication and the time that elapsed since the last delta replication /last full replication were initiated on each secondary server. In addition, the difference in log position and savepoint log position between each primary server and the secondary server is reported. Using this test, administrators can determine the secondary server that is upto-date with the primary server and on which the replication is completed successfully.

**Target of the test :** A SAP HANA Database Server

**Agent deploying the test :** A remote agent

**Outputs of the test :** One set of results for each *Primary server:Secondary server* combination communicating with the target SAP HANA database server being monitored.

### Configurable parameters for the test

Parameter	Description
Test period	How often should the test be executed
Host	The host for which the test is to be configured.
Port	The port number at which the specified Host listens to. By default, this will be <i>30015</i> .
User	<p>In order to monitor a SAP HANA database server, a special database user account with Monitoring privileges has to be created in every SAP HANA database instance that requires monitoring. The syntax of the script that is used for user creation is discussed in Section <b>Chapter 2</b>.</p> <p>The name of such a user has to be specified here.</p>
Password	Enter the password of the specified User.
Confirm Password	Confirm the password by retyping it here.
IsPassive	If the value chosen for this parameter is <b>Yes</b> , then the SAP HANA database server under consideration is a passive server in a SAP HANA cluster. No alerts will be generated if the server is not running. Measures will be reported as “Not applicable” by the agent if the server is not up.
Detailed Diagnosis	<p>To make diagnosis more efficient and accurate, the eG Enterprise suite embeds an optional detailed diagnostic capability. With this capability, the eG agents can be configured to run detailed, more elaborate tests as and when specific problems are detected. To enable the detailed diagnosis capability of this test for a particular server, choose the <b>On</b> option. To disable the capability, click on the <b>Off</b> option.</p> <p>The option to selectively enable/disable the detailed diagnosis capability will be available only if the following conditions are fulfilled:</p> <ul style="list-style-type: none"> <li>• The eG manager license should allow the detailed diagnosis capability</li> <li>• Both the normal and abnormal frequencies configured for the detailed diagnosis measures should not be 0.</li> </ul>

### Measurements made by the test

Measurement	Description	Measurement Unit	Interpretation
Current replication backlog size	Indicates the amount of data that needs to be currently replicated to this	MB	A high value for this measure indicates that the secondary server is not upto-

Measurement	Description	Measurement Unit	Interpretation
	secondary server.		<p>date with the data available in the primary server. This may lead to data loss if the primary server goes down abruptly.</p> <p>Compare the value of this measure across the secondary servers to figure out the secondary server that needs to be updated with the maximum amount of data.</p> <p>The detailed diagnosis of this measure lists the active status of the secondary server, the connect time of the secondary server, the reconnect count of the secondary server, failover count of the secondary server, the async buffer full count, the backlog size, the maximum backlog size, the backlog time and maximum backlog time.</p>
Current replication backlog time	Indicates the time taken to transfer the data that needs to be replicated to this secondary server.	Seconds	<p>A high value for this measure is a cause of concern. This may indicate that the secondary server is not up-to-date with the data available in the primary server.</p> <p>Compare the value of this measure across the secondary servers to figure out the server that takes too much of backlog time for data replication.</p>
Time since last delta replica shipped	Indicates the time elapsed since the last delta replication was initiated on this secondary server.	Seconds	The detailed diagnosis of this measure lists the active status of the secondary server, the connect time of the secondary server, the reconnect count of the secondary server, the shipped delta replica count, the shipped last delta replica size, the shipped last delta replica start time and the shipped last delta replica end time.
Time since last full	Indicates the time elapsed	Seconds	The detailed diagnosis of this measure

Measurement	Description	Measurement Unit	Interpretation
replica shipped	since the last full replication was initiated on this secondary server.		<p>lists the active status of the secondary server, the connect time of the secondary server, the reconnect count of the secondary server, the last full replica size shipped, the last full replica shipped start time and the last full replica shipped end time.</p> <p>A full set of the data created as HANA in-place snapshot on the disk of the primary is initially sent when system replication is set up.</p>
Lagging in shipped log position count	Indicates the difference between the current log position of the primary server and the log position of this secondary server.	Number	<p>The log position is determined as the position from which logs must be read during restart.</p> <p>The detailed diagnosis of this measure lists the active status of the secondary server, the connect time of the secondary server, the reconnect count of the secondary server, the last log position, the last log position time, the shipped log position and the shipped log position time.</p>
Lagging in shipped log position time	Indicates the difference detected in the current log position time of the primary server and the log position time of this secondary server.	Seconds	
Lagging in savepoint log position count	Indicates the difference between the savepoint log position of the primary server and this secondary server.	Number	SAP HANA persists in-memory data by using savepoints. Each SAP HANA service has its own separate savepoints. During a savepoint operation, SAP HANA database flushes all changed data from memory

Measurement	Description	Measurement Unit	Interpretation
			<p>to the data volumes. The data belonging to a savepoint represents a consistent state of the data on disk and remains so until the next savepoint operation has completed. Redo log entries are written to the log volumes for all changes to persistent data. In the event of a database restart (for example, after a crash), the data from the last completed savepoint can be read from the data volumes, and the redo log entries written to the log volumes since the last savepoint can be replayed. Savepoints are also triggered automatically by a number of other operations such as data backup, and database shutdown and restart.</p> <p>The detailed diagnosis of this measure lists the active status of the secondary server, the connect time of the secondary server, the reconnect count of the secondary server, the last savepoint log position, the last savepoint start time, the shipped savepoint log position and the shipped savepoint start time.</p>
Lagging in savepoint log position time	Indicates the difference in the savepoint log position time between the primary server and this secondary server.	Seconds	

## 3.2 The HANA Database Layer

The tests associated with this layer monitor the uptime of the SAP HANA database server and report how well each port of the SAP HANA database server handles executions, compilations, rollbacks etc.



Figure 3.3: The tests mapped to the HANA Database layer

### 3.2.1 HANA Uptime Test

Frequent database restarts or intermittent breaks in database availability are signs of poor database server health. Administrators hence need to track the uptime of each database in SAP HANA, so that they can quickly compare that with service level targets to identify trouble-prone or unstable databases. To achieve this, administrators can use the **HANA Uptime** test. This test auto-discovers the databases on SAP HANA and reports the uptime of each database, so that those databases that went down frequently can be identified.

**Target of the test :** A SAP HANA Database Server

**Agent deploying the test :** A remote agent

**Outputs of the test :** One set of results for every database on the SAP HANA database server being monitored.

#### Configurable parameters for the test

Parameter	Description
Test period	How often should the test be executed
Host	The host for which the test is to be configured.
Port	The port number at which the specified Host listens to. By default, this will be <i>30015</i> .
User	In order to monitor a SAP HANA database server, a special database user account

Parameter	Description
	<p>with Monitoring privileges has to be created in every SAP HANA database instance that requires monitoring. The syntax of the script that is used for user creation is discussed in Section <b>Chapter 2</b>.</p> <p>The name of such a user has to be specified here.</p>
Password	Enter the password of the specified User.
Confirm Password	Confirm the password by retyping it here.
IsPassive	If the value chosen for this parameter is <b>Yes</b> , then the SAP HANA database server under consideration is a passive server in a SAP HANA cluster. No alerts will be generated if the server is not running. Measures will be reported as “Not applicable” by the agent if the server is not up.

### Measurements made by the test

Measurement	Description	Measurement Unit	Interpretation						
Uptime	Indicates the total time for which this database was up since its last reboot.	Mins	A low value for this measure may be either due to planned maintenance of the database or a severe problem with the availability of the database. to determine such conditions.						
Has the HANA server been restarted?	Indicates whether/not the HANA server was restarted during the last measurement period.		<p>If the server was restarted, this measure will report the value <b>Yes</b>. If it was not restarted, then this measure will report the value <b>No</b>. The numeric values that correspond to these measure values are as follows:</p> <table><tr><th>Measure Value</th><th>Numeric Value</th></tr><tr><td>Yes</td><td>1</td></tr><tr><td>No</td><td>0</td></tr></table> <p><b>Note:</b></p> <p>By default, this measure reports the <b>Measure Values</b> in the table above to indicate whether/not the server rebooted. However, in the graph of this</p>	Measure Value	Numeric Value	Yes	1	No	0
Measure Value	Numeric Value								
Yes	1								
No	0								



Measurement	Description	Measurement Unit	Interpretation
			measure, the same is represented using the numeric equivalents only.

### 3.2.2 HANA Workload Test

The workload of the SAP HANA database server is typically characterized by the preparation, compilation, and execution of query statements for data definition, system control, and data manipulation such as inserts, updates, commits, and rollbacks. One of the key indicators of the performance of the server is its ability to handle this workload! While sudden/consistent surges in the load on the server can cause queries to queue up and choke the server, an unexpected slowdown in transaction execution can adversely impact the user-perceived performance of the server. Besides, the type of statements being submitted to the server for execution also affect its processing efficiency – for instance, rollbacks are basically expensive operations, and need to be kept at a bare minimum; a large number of rollbacks can hence, greatly degrade server performance. A healthy SAP HANA database therefore, is one which is not only moderately loaded, but has little-to-no rollback statements to execute, and is capable of processing its load in minimal time! To ensure the good health of the SAP HANA database, administrators should be able to:

- Proactively detect a potential overload/processing slowdown;
- Isolate the exact service that is facing the brunt of this problem condition;
- Understand the nature of the load on that service and identify the query types that could be contributing to the high load/slowdown

The **HANA Workload** test enables administrators to achieve each of the goals outlined above. This test auto-discovers the port at which each service on the server listens, and for each port reports the total load on that port (i.e., service), the type of transactions handled by that port – whether updates, commits, or rollbacks, and the rate at which that port processes the load. This way, administrators can tell which port (i.e., service) is overloaded and/or is experiencing a processing bottleneck, and what type of transactions are responsible for this problem condition – updates? commits? or rollbacks?

**Target of the test :** A SAP HANA Database Server

**Agent deploying the test :** A remote agent

**Outputs of the test :** One set of results for each service port of the SAP HANA database server being monitored.

## Configurable parameters for the test

Parameter	Description
Test period	How often should the test be executed
Host	The host for which the test is to be configured.
Port	The port number at which the specified Host listens to. By default, this will be <i>30015</i> .
User	<p>In order to monitor a SAP HANA database server, a special database user account with Monitoring privileges has to be created in every SAP HANA database instance that requires monitoring. The syntax of the script that is used for user creation is discussed in Section <b>Chapter 2</b>.</p> <p>The name of such a user has to be specified here.</p>
Password	Enter the password of the specified User.
Confirm Password	Confirm the password by retyping it here.
IsPassive	If the value chosen for this parameter is <b>Yes</b> , then the SAP HANA database server under consideration is a passive server in a SAP HANA cluster. No alerts will be generated if the server is not running. Measures will be reported as “Not applicable” by the agent if the server is not up.

## Measurements made by the test

Measurement	Description	Measurement Unit	Interpretation
Execution Count	Indicates the total workload of this port/service during the last measurement period.	Number	This is the total count of all executed statements for data manipulation, data definition, and system control, and is a good indicator of the workload of the port/service. By comparing the value of this measure across all ports, you can identify the overloaded port/service.
Compilation Count	Indicates the number of compilations performed by this port/service during the last measurement period.	Number	<p>Ideally, the value of this measure should be less than the value of the <i>Execution Count</i> measure.</p> <p>When the Compilation Count measure is higher than the <i>Execution Count</i> measure, it</p>

Measurement	Description	Measurement Unit	Interpretation
			indicates that the same query is compiled too many times which in turn is a problem that needs to be probed immediately.
Update Transaction Count	Indicates the number of records that are updated in the SAP HANA database through this port/service during the last measurement period.	Number	Once you are able to precisely point to the overloaded service/port, you may want to compare the value of the <i>Update Transaction Count</i> , <i>Commit Count</i> , and <i>Rollback Count</i> measures for that service/port, to figure out which type of transaction is the maximum on that port. A high number of rollbacks is a cause for concern, as it increases processing overheads.
Commit Count	Indicates the number of transaction commits that happened in the SAP HANA database through this service/ port during the last measurement period.	Number	Once you are able to precisely point to the overloaded service/port, you may want to compare the value of the <i>Update Transaction Count</i> , <i>Commit Count</i> , and <i>Rollback Count</i> measures for that service/port, to figure out which type of transaction is the maximum on that port. A high number of rollbacks is a cause for concern, as it increases processing overheads.
Rollback Count	Indicates the number of transactions that are rolled back in the SAP HANA database through this service/port during the last measurement period.	Number	Once you are able to precisely point to the overloaded service/port, you may want to compare the value of the <i>Update Transaction Count</i> , <i>Commit Count</i> , and <i>Rollback Count</i> measures for that service/port, to figure out which type of transaction is the maximum on that port. A high number of rollbacks is a cause for concern, as it increases processing overheads.
Rollback Percent	Indicates the percentage	Percent	Compare the value of this measure

Measurement	Description	Measurement Unit	Interpretation
	of transactions that are rolled back in the SAP HANA database through this service/port during the last measurement period.		across services/ports to know which service/port executed the maximum number of rollbacks. Any value higher than 30 is an indicator of bad performance, since work performed up to the rollback point is wasted. The cause of the rollbacks has to be probed.
Execution Rate	Indicates the rate at which this service/port processed the load.	Executions/Sec	Ideally, the value of this measure should be high. A low value is indicative of a processing bottleneck. You may want to compare the value of this measure across services/ports to know which service/port is the slowest in load processing.
Compilation Rate	Indicates the rate at which compilations were performed on the SAP HANA database through this service/port.	Compilations/Sec	Ideally, the value of this measure should be high. A low value is indicative of a compilation bottleneck. You may want to compare the value of this measure across services/ports to know which service/port is the slowest in compilation.
Update Transaction Rate	Indicates the rate at which the records were updated on the SAP HANA database through this service/port.	Updates/Sec	Ideally, the value of this measure should be high. A low value is indicative of problems when updating records in the database. You may want to compare the value of this measure across services/ports to know which service/port is the slowest in updating records.
Commit Rate	Indicates the rate at which transactions were committed to the database by this service/port.	Commits/Sec	Ideally, the value of this measure should be high. A decrease in this measure during the monitoring period may indicate that the applications are not doing frequent commits. This may lead to problems with logging

Measurement	Description	Measurement Unit	Interpretation
			<p>and data concurrency.</p> <p>You may want to compare the value of this measure across services/ports to know which service/port seldom commits. The cause for the same has to be probed.</p>
Rollback Rate	Indicates the rate of unit of work rollbacks since the last measurement period.	Rollbacks/Sec	<p>Ideally, the value of this measure should be low. A high rollback rate is an indicator of bad performance, since work performed up to the rollback point is wasted.</p> <p>You may want to compare the value of this measure across services/ports to know which service/port performs rollback operations on the database frequently. The cause for the same has to be probed.</p>

### 3.3 The HANA Transactions Layer

The **HANA Transactions** layer monitors each type of transaction and reports how many transactions are currently open, blocked and the maximum time taken for execution of a transaction.



Figure 3.4: The tests mapped to the HANA Transactions layer

### 3.3.1 HANA Transactions Test

Long-running transactions to the SAP HANA database server not only keep critical resources and database objects locked for indefinite time periods, but they can also prevent execution of other transactions, thereby degrading the overall performance of the database server. It is hence imperative that such transactions are rapidly isolated and killed. The **HANA Transactions** test makes this possible! For each type of transaction, this test reports the number of transactions that are currently open and the maximum time taken for executing transactions. Using this test, you could figure out which transaction is taking too long to execute and is currently blocking other transactions.

**Target of the test :** A SAP HANA Database Server

**Agent deploying the test :** A remote agent

**Outputs of the test :** One set of results for every transaction type on the SAP HANA database server being monitored.

**Configurable parameters for the test**

Parameter	Description
Test period	How often should the test be executed
Host	The host for which the test is to be configured.
Port	The port number at which the specified Host listens to. By default, this will be <i>30015</i> .

Parameter	Description
User	<p>In order to monitor a SAP HANA database server, a special database user account with Monitoring privileges has to be created in every SAP HANA database instance that requires monitoring. The syntax of the script that is used for user creation is discussed in Section <b>Chapter 2</b>.</p> <p>The name of such a user has to be specified here.</p>
Password	Enter the password of the specified User.
Confirm Password	Confirm the password by retyping it here.
IsPassive	<p>If the value chosen for this parameter is <b>Yes</b>, then the SAP HANA database server under consideration is a passive server in a SAP HANA cluster. No alerts will be generated if the server is not running. Measures will be reported as “Not applicable” by the agent if the server is not up.</p>
Exclude Transaction Type	Specify a comma-separated list of transaction types that need to be excluded from the scope of monitoring in this text box. By default, <i>none</i> is specified here.
Detailed Diagnosis	<p>To make diagnosis more efficient and accurate, the eG Enterprise suite embeds an optional detailed diagnostic capability. With this capability, the eG agents can be configured to run detailed, more elaborate tests as and when specific problems are detected. To enable the detailed diagnosis capability of this test for a particular server, choose the <b>On</b> option. To disable the capability, click on the <b>Off</b> option.</p> <p>The option to selectively enable/disable the detailed diagnosis capability will be available only if the following conditions are fulfilled:</p> <ul style="list-style-type: none"> <li>• The eG manager license should allow the detailed diagnosis capability</li> <li>• Both the normal and abnormal frequencies configured for the detailed diagnosis measures should not be 0.</li> </ul>

### Measurements made by the test

Measurement	Description	Measurement Unit	Interpretation
Open Transactions	Indicates the total number of transactions of this type that are currently open in the SAP HANA database server.	Number	This measure is a good indicator of the current workload of the database server.

Measurement	Description	Measurement Unit	Interpretation
Oldest Transaction	Indicates the maximum time that a transaction of this type took to execute.	Secs	A low value is desired for this measure. A gradual/sudden increase in the value of this measure is a clear indicator that some transaction is taking too long to execute. This is a cause for concern, as such transactions can block other transactions from executing on the server and can even cause server performance in general to deteriorate. Under such circumstances, you can take the help of the detailed diagnosis of this measure to identify the long-running transactions. The detailed diagnosis lists the name of the transaction, the type of the transaction, the time duration of the transaction, and the memory utilized by the transaction, thus shedding light on long-running and resource-intensive transactions.

### 3.3.2 HANA Blocked Transactions Test

When a transaction attempts to access a database object that is already being used by another transaction, a transaction block occurs, whereby the original transaction blocks/prevents the subsequent transaction from executing on the server. If the block is not identified and released in time, then the user experience with the server will suffer! Administrators should hence be able to quickly identify blocked transactions, analyze which transactions are blocking them and why, and endeavor to clear the block quickly, so that users can continue interacting with the server without any interruptions. This is where the **HANA Blocked Transactions** test helps. For every transaction type, this test reports the number of transactions of that type that are currently blocked and provides detailed diagnostics related to such transactions, so that administrators can rapidly identify the blocked transactions, accurately analyze its root-cause, and promptly remove the block.

**Target of the test :** A SAP HANA Database Server

**Agent deploying the test :** A remote agent



**Outputs of the test :** One set of results for every transaction type in the SAP HANA database server being monitored.

### Configurable parameters for the test

Parameter	Description
Test period	How often should the test be executed
Host	The host for which the test is to be configured.
Port	The port number at which the specified Host listens to. By default, this will be <i>30015</i> .
User	<p>In order to monitor a SAP HANA database server, a special database user account with Monitoring privileges has to be created in every SAP HANA database instance that requires monitoring. The syntax of the script that is used for user creation is discussed in Section <b>Chapter 2</b>.</p> <p>The name of such a user has to be specified here.</p>
Password	Enter the password of the specified User.
Confirm Password	Confirm the password by retyping it here.
IsPassive	<p>If the value chosen for this parameter is <b>Yes</b>, then the SAP HANA database server under consideration is a passive server in a SAP HANA cluster. No alerts will be generated if the server is not running. Measures will be reported as “Not applicable” by the agent if the server is not up.</p>
Exclude Transaction Type	Specify a comma-separated list of transaction types that need to be excluded from the scope of monitoring in this text box. By default, <i>none</i> is specified here.
Detailed Diagnosis	<p>To make diagnosis more efficient and accurate, the eG Enterprise suite embeds an optional detailed diagnostic capability. With this capability, the eG agents can be configured to run detailed, more elaborate tests as and when specific problems are detected. To enable the detailed diagnosis capability of this test for a particular server, choose the <b>On</b> option. To disable the capability, click on the <b>Off</b> option.</p> <p>The option to selectively enable/disable the detailed diagnosis capability will be available only if the following conditions are fulfilled:</p> <ul style="list-style-type: none"> <li>• The eG manager license should allow the detailed diagnosis capability</li> <li>• Both the normal and abnormal frequencies configured for the detailed diagnosis measures should not be 0.</li> </ul>

**Measurements made by the test**

Measurement	Description	Measurement Unit	Interpretation
Blocked Transactions	Indicates the number of transactions of this type that are currently blocked.	Number	<p>Ideally, the value of this measure should be zero. A gradual increase in the value of this measure is a cause of concern, as it indicates a consistent rise in blocked transactions. This calls for immediate action.</p> <p>The detailed diagnosis capability, if enabled lists all the blocked transactions and the users who have initiated those transactions. Using this detailed diagnosis, you can figure out the root cause of the blocking.</p>

### 3.4 The HANA SQL Layer

The **HANA SQL** layer monitors the SQL statements executing on the SAP HANA database server and reports the numerical statistics of the SQL statements and the maximum time duration for executing such statement.



Figure 3.5: The tests mapped to the HANA SQL layer

### 3.4.1 HANA Expensive Statements Test

Expensive statements are individual SQL queries whose execution time exceeded a configured threshold. By default, this threshold is 1 second (1000000 microseconds). Such statements, besides being a resource-drain, may also block the execution of other SQL statements, degrading the performance of the database server in the process. To avoid such eventualities, these long-running statements need to be isolated and optimized rapidly. This is where the **HANA Expensive Statements** test helps. This test reports the count of expensive SQL statements and the maximum duration for which such statements ran. Using the detailed diagnosis of the test, you can also identify the expensive SQL statements and attempt to fine-tune them in order to improve their performance, and consequently, enhance server performance.

**Target of the test :** A SAP HANA Database Server

**Agent deploying the test :** A remote agent

**Outputs of the test :** One set of results for every SAP HANA database server being monitored.

**Configurable parameters for the test**

Parameter	Description
Test period	How often should the test be executed
Host	The host for which the test is to be configured.
Port	The port number at which the specified Host listens to. By default, this will be <i>30015</i> .
User	In order to monitor a SAP HANA database server, a special database user account with Monitoring privileges has to be created in every SAP HANA database instance that requires monitoring. The syntax of the script that is used for user creation is discussed in Section <b>Chapter 2</b> .  The name of such a user has to be specified here.
Password	Enter the password of the specified User.
Confirm Password	Confirm the password by retyping it here.
IsPassive	If the value chosen for this parameter is <b>Yes</b> , then the SAP HANA database server under consideration is a passive server in a SAP HANA cluster. No alerts will be generated if the server is not running. Measures will be reported as “Not applicable” by the agent if the server is not up.
Exclude Empty Objects	Typically, the detailed diagnosis of this test reports the top-10 (by default)

Parameter	Description
	<p>queries to SAP HANA in terms of execution time. In many environments, it was noticed that the less critical background jobs (eg., Create, Alter, Backup etc.) hogged this top-10 list, because they normally take a long time to execute. The crucial user queries on the other hand, were often omitted from this top-10 list, as they usually take less time to execute than the background jobs. To enable administrators to focus on expensive user queries instead of background jobs, you can use this flag. By default, this flag is set to <b>No</b>. This means that, to identify the top-10 queries (in terms of execution time), this test will consider even those queries for which the output does not contain the object name. Since background jobs usually do not have object names in their output, this default setting implies that such jobs will by default be considered when generating detailed metrics. To disregard these jobs, set this flag to <b>Yes</b>. In this case, the test will only look at the execution time of those queries that return an output containing object names to generate the top-10 expensive queries list. This automatically excludes background jobs from detailed diagnosis.</p>
DD Records	<p>Specify the number of expensive SQL statements for which the detailed analysis is to be reported in the DETAILED DIAGNOSIS section. By default, the value specified in this text box is <b>10</b>. This indicates that detailed analysis of the <b>top 10</b> expensive SQL statements executing on the SAP HANA database server will alone be listed in the DETAILED DIAGNOSIS section.</p>
Detailed Diagnosis	<p>To make diagnosis more efficient and accurate, the eG Enterprise suite embeds an optional detailed diagnostic capability. With this capability, the eG agents can be configured to run detailed, more elaborate tests as and when specific problems are detected. To enable the detailed diagnosis capability of this test for a particular server, choose the <b>On</b> option. To disable the capability, click on the <b>Off</b> option.</p> <p>The option to selectively enable/disable the detailed diagnosis capability will be available only if the following conditions are fulfilled:</p> <ul style="list-style-type: none"> <li>• The eG manager license should allow the detailed diagnosis capability</li> <li>• Both the normal and abnormal frequencies configured for the detailed diagnosis measures should not be 0.</li> </ul>

**Measurements made by the test**

Measurement	Description	Measurement Unit	Interpretation
Statement Count	Indicates the total number of expensive SQL statements executed on the SAP HANA database server.	Number	<p>A low value is desired for this measure. A gradual/sudden increase in the number of expensive SQL statements can hamper the performance of the SAP HANA database server. Some of the consequences of executing the expensive SQL statements are as follows:</p> <ul style="list-style-type: none"> <li>• While an expensive SQL statement is being executed, as it has to fetch more blocks, already existing blocks in the database buffer are displaced to accommodate the blocks of this statement. This impacts performance of the other SQL statements and could impact performance of subsequent requests.</li> <li>• As the database will be busy reading many blocks to satisfy expensive SQL statements, other critical database tasks are very likely to slow down, which eventually may impact the performance of the SAP HANA database server</li> <li>• While an expensive SQL statement is being executed, a work process is blocked till the completion of the request. So, it is not available for other requests which increases the</li> </ul>

Measurement	Description	Measurement Unit	Interpretation
			wait time of other processes.  You can use the detailed diagnosis of this test to identify the expensive statements and optimize them for better performance.
Maximum Duration	Indicates the maximum time duration taken to execute an expensive SQL statement on the SAP HANA Database server.	MilliSec	A high value for this measure is a cause of concern. In order to fine tune the time duration, you may have to optimize the query by changing the query structure or adding index to the database table.

## 3.5 The HANA Memory Structures Layer

This layer tracks the usage statistics of each cache available with the SAP HANA database server.

### 3.5.1 HANA Cache Test

A cache that is right-sized and well-used can significantly boost database server performance! A cache is said to be effectively utilized only if it is able to service the maximum number of requests to the database; this greatly reduces direct disk accesses and related overheads, and thus improves database performance. On the contrary, ineffective cache usage can be the key contributor to a slowdown or degradation in server performance, as it increases disk accesses. To understand how the database caches are utilized and to promptly capture abnormalities in cache usage, administrators have to continuously monitor the size and usage of each of the database caches. The **HANA Cache** test helps administrators in this regard. This test monitors each cache of the SAP HANA database server and reports its usage – both in terms of size and its request serving ability. In the process, the test proactively alerts administrators to the under-utilization and improper size of the cache, and helps them quickly initiate corrective measures.

**Target of the test :** A SAP HANA Database Server

**Agent deploying the test :** A remote agent

**Outputs of the test :** One set of results for every cache of the SAP HANA database server being monitored.

## Configurable parameters for the test

Parameter	Description
Test period	How often should the test be executed
Host	The host for which the test is to be configured.
Port	The port number at which the specified Host listens to. By default, this will be <i>30015</i> .
User	<p>In order to monitor a SAP HANA database server, a special database user account with Monitoring privileges has to be created in every SAP HANA database instance that requires monitoring. The syntax of the script that is used for user creation is discussed in Section <b>Chapter 2</b>.</p> <p>The name of such a user has to be specified here.</p>
Password	Enter the password of the specified User.
Confirm Password	Confirm the password by retyping it here.
IsPassive	If the value chosen for this parameter is <b>Yes</b> , then the SAP HANA database server under consideration is a passive server in a SAP HANA cluster. No alerts will be generated if the server is not running. Measures will be reported as “Not applicable” by the agent if the server is not up.

## Measurements made by the test

Measurement	description	Measurement Unit	Interpretation
Total Size	Indicates the total size of this cache.	MB	
Used Size	Indicates the space in the cache that is currently in use.	MB	Ideally, the value of this measure should be low. A high value or a consistent rise in the value is a sign that the cache is about to run out of space. If a cache does not have adequate space, it cannot hold additional entries, and hence cannot service requests properly. You may hence have to allocate more space to the cache or free-up space in the cache to accommodate more entries.
Entries	Indicates the number of entries i.e., requests or	Number	Ideally, the value of this measure should be high.

Measurement	description	Measurement Unit	Interpretation
	transactions that are available for retrieval from this cache.		
Inserts	Indicates the number of INSERT entries that can be retrieved from this cache based on a received request.	Number	
Invalidates	Indicates the number of INVALIDATE entries that can be retrieved from this cache based on a received request.	Number	
Hits	Indicates the number of times this cache was hit for an entry without having to read from the disk during the last measurement period.	Number	A high value is desired for this measure. A low value or a consistent drop in this value is a cause for concern, as it indicates ineffective cache usage. This means high disk accesses, and poor server performance. One of the common reasons for bad cache usage is improper cache size. A cache that does not have sufficient space to accommodate entries will not be able to service requests effectively. You may hence have to allocate more space to the cache or free-up space in the cache to accommodate more entries.
Misses	Indicates the number of times this cache was missed for an entry during the last measurement period.	Number	A low value is desired for this measure. A high value or a consistent increase in this value is a cause for concern, as it indicates ineffective cache usage. This means high disk accesses and poor server performance. One of the common reasons for bad cache usage is improper cache size. A cache that



Measurement	description	Measurement Unit	Interpretation
			does not have sufficient space to accommodate entries will not be able to service requests effectively. You may hence have to allocate more space to the cache or free-up space in the cache to accommodate more entries.

## 3.6 The HANA System Layer

The **HANA System** layer provides you with a wealth of knowledge related to how well the files present in the disks of the SAP HANA database server is utilized, the CPU utilization of the SAP HANA database host, the memory utilization of the SAP HANA database host and the usage statistics of each type of volume file in the SAP HANA database server.



Figure 3.6: The tests mapped to the HANA System layer

### 3.6.1 HANA Disk Usage Test

Since the SAP HANA database resides in volatile main memory, a persistency layer in the SAP HANA database engine ensures the durability of the transactions. In the event of a failure the persistency layer ensures that the database can be restored to the most recent committed state after a restart. Transactions are either completely executed or completely un-done. To ensure durability of data changes completed in the memory of the SAP HANA server nodes, database data is written to disks. The persistency layer stores data in disk volumes, organized in pages. There are two types

of volumes: **DATA** and **LOG**. The data volume contains data pages and undo log information. The log volume only records redo log information. In addition, if tracing is enabled, a trace volume is created, which stores trace files that aid in system troubleshooting.

To enable the SAP HANA database server to provide reliable and uninterrupted data management services, each of these disk volumes should have adequate free space. If a SAP HANA database server were to rapidly run out of disk space, and administrators had no knowledge of this anomaly until it was too late, it could result in the loss of critical data, much to the displeasure of database users. To avoid this, the space usage in each disk volume of the SAP HANA database server host should be closely monitored and administrators forewarned of space contentions. The **HANA Disk Usage** test makes this possible! This test monitors the space usage in each disk volume of the SAP HANA server, proactively detects a potential space crunch in any volume, and promptly alerts administrators to the same, so that the disk space crisis can be averted.

**Target of the test :** A SAP HANA Database Server

**Agent deploying the test :** A remote agent

**Outputs of the test :** One set of results for every disk volume on the SAP HANA database server host being monitored; each disk volume is represented by <Full\_path\_to\_the\_disk>:<VolumeType>, where the VolumeType can be **DATA**, **LOG**, or **TRACE**.

### Configurable parameters for the test

Parameter	Description
Test period	How often should the test be executed
Host	The host for which the test is to be configured.
Port	The port number at which the specified Host listens to. By default, this will be <i>30015</i> .
User	In order to monitor a SAP HANA database server, a special database user account with Monitoring privileges has to be created in every SAP HANA database instance that requires monitoring. The syntax of the script that is used for user creation is discussed in Section <b>Chapter 2</b> .  The name of such a user has to be specified here.
Password	Enter the password of the specified User.
Confirm Password	Confirm the password by retyping it here.
IsPassive	If the value chosen for this parameter is <b>Yes</b> , then the SAP HANA database server under consideration is a passive server in a SAP HANA cluster. No alerts will be generated if the server is not running. Measures will be reported as “Not applicable” by

Parameter	Description
	the agent if the server is not up.
Exclude Transaction Type	Specify a comma-separated list of transaction types that need to be excluded from the scope of monitoring in this text box. By default, <i>none</i> is specified here.
Detailed Diagnosis	<p>To make diagnosis more efficient and accurate, the eG Enterprise suite embeds an optional detailed diagnostic capability. With this capability, the eG agents can be configured to run detailed, more elaborate tests as and when specific problems are detected. To enable the detailed diagnosis capability of this test for a particular server, choose the <b>On</b> option. To disable the capability, click on the <b>Off</b> option.</p> <p>The option to selectively enable/disable the detailed diagnosis capability will be available only if the following conditions are fulfilled:</p> <ul style="list-style-type: none"> <li>• The eG manager license should allow the detailed diagnosis capability</li> <li>• Both the normal and abnormal frequencies configured for the detailed diagnosis measures should not be 0.</li> </ul>

### Measurements made by the test

Measurement	Description	Measurement Unit	Interpretation
Total Size	Indicates the total size of this disk volume.	MB	
Free Size	Indicates the amount of space that is unused in this disk volume.		A high value is desired for this measure.
Free Percentage	Indicates the percent of space that is currently unused in this disk volume.	Percent	A consistent decrease in the value of this measure is indicative of gradual erosion of space in a disk volume. You may want to free up more space by either adding more disks or by removing unnecessary or obsolete files from the disk. This depends upon the VolumeType. For instance, in case of the data volume, you must not delete files from this volume manually, as it can corrupt the SAP HANA system. On the other hand, if the trace volume runs out of space, you can

Measurement	Description	Measurement Unit	Interpretation
			delete the trace files to make room for more trace data.
Growth	Indicates the percentage growth in space usage in this disk volume since the last measurement period.	Percent	If a consistent growth is noticed in the value of this measure, it is indicative of gradual erosion of space in a disk volume. You may want to free up more space by either adding more disks or by removing unnecessary or obsolete files from the disk. This depends upon the VolumeType. For instance, in case of the data volume, you must not delete files from this volume manually, as it can corrupt the SAP HANA system. On the other hand, if the trace volume runs out of space, you can delete the trace files to make room for more trace data.

### 3.6.2 HANA Host CPU Test

Without adequate processing power, a SAP HANA database server can stop functioning. This is why, it is imperative that administrators keep an eye on the CPU usage of the database server, so that if CPU usage exceeds permissible limits, it can be quickly detected and treated to ensure optimal performance of the server. This is where the **HANA Host CPU** test helps. This test monitors the overall CPU utilization of the SAP HANA database server and reveals where the maximum CPU time is spent – in serving user requests? in system-level processing? in waiting for I/O? or being idle? This way, the test not only points administrators to the excessive CPU usage by the SAP HANA server, but also indicates the reason for the same, so that administrators can initiate the correct remedial measures.

**Target of the test :** A SAP HANA Database Server

**Agent deploying the test :** A remote agent

**Outputs of the test :** One set of results for every SAP HANA database server being monitored.

## Configurable parameters for the test

Parameter	Description
Test period	How often should the test be executed
Host	The host for which the test is to be configured.
Port	The port number at which the specified Host listens to. By default, this will be <i>30015</i> .
User	<p>In order to monitor a SAP HANA database server, a special database user account with Monitoring privileges has to be created in every SAP HANA database instance that requires monitoring. The syntax of the script that is used for user creation is discussed in Section <b>Chapter 2</b>.</p> <p>The name of such a user has to be specified here.</p>
Password	Enter the password of the specified User.
Confirm Password	Confirm the password by retyping it here.
IsPassive	If the value chosen for this parameter is <b>Yes</b> , then the SAP HANA database server under consideration is a passive server in a SAP HANA cluster. No alerts will be generated if the server is not running. Measures will be reported as “Not applicable” by the agent if the server is not up.

## Measurements made by the test

Measurement	Description	Measurement Unit	Interpretation
CPU Usage	Indicates the percentage of CPU that is currently utilized by the SAP HANA database server.	Percent	A value close to 100% hints a potential CPU contention at the host, which must be cleared pre-emptively, to ensure that the performance of the server is not compromised.
System CPU	Indicates the percentage of CPU time the SAP HANA server spent in system-level processing.	Percent	Compare the value of this measure with the value of the <i>User CPU</i> , <i>Wait I/O CPU</i> , and <i>Idle CPU</i> measures to understand where SAP HANA spent the maximum CPU time - in serving user requests? in system-level processing? in waiting for I/O? or being idle? In the event of a slowdown, you can use the results of this comparative analysis to determine what caused the

Measurement	Description	Measurement Unit	Interpretation
			CPU contention.
User CPU	Indicates the percentage of CPU time that the host spent in user-level processing.	Percent	Compare the value of this measure with the value of the <i>System CPU</i> , <i>Wait I/O CPU</i> , and <i>Idle CPU</i> measures to understand where SAP HANA spent the maximum CPU time - in serving user requests? in system-level processing? in waiting for I/O? or being idle? In the event of a slowdown, you can use the results of this comparative analysis to determine what caused the CPU contention.
Wait I/O CPU	Indicates the percentage of time the CPU had to wait for I/O operations on this SAP HANA database host.	Percent	Compare the value of this measure with the value of the <i>System CPU</i> , <i>User CPU</i> , and <i>Idle CPU</i> measures to understand where SAP HANA spent the maximum CPU time - in serving user requests? in system-level processing? in waiting for I/O? or being idle? In the event of a slowdown, you can use the results of this comparative analysis to determine what caused the CPU contention.
Idle CPU	Indicates the percentage of time the CPU was idle on this SAP HANA database host.	Percent	Compare the value of this measure with the value of the <i>System CPU</i> , <i>User CPU</i> , and <i>Wait I/O CPU</i> measures to understand where SAP HANA spent the maximum CPU time - in serving user requests? in system-level processing? in waiting for I/O? or being idle? In the event of a slowdown, you can use the results of this comparative analysis to determine what caused the CPU contention.

### 3.6.3 HANA Host Memory Test

By proactively detecting a potential memory contention on a SAP HANA server, administrators can easily avert slowdowns or outages of the SAP HANA database server. The **HANA host Memory** test helps administrators in this exercise. This test reports how well the SAP HANA server uses the physical and swap memory allocated to it, and leads administrators to abnormal memory usage patterns (if any).

**Target of the test :** A SAP HANA Database Server

**Agent deploying the test :** A remote agent

**Outputs of the test :** One set of results for every SAP HANA database server being monitored.

#### Configurable parameters for the test

Parameter	Description
Test period	How often should the test be executed
Host	The host for which the test is to be configured.
Port	The port number at which the specified Host listens to. By default, this will be <i>30015</i> .
User	In order to monitor a SAP HANA database server, a special database user account with Monitoring privileges has to be created in every SAP HANA database instance that requires monitoring. The syntax of the script that is used for user creation is discussed in Section <b>Chapter 2</b> .  The name of such a user has to be specified here.
Password	Enter the password of the specified User.
Confirm Password	Confirm the password by retyping it here.
IsPassive	If the value chosen for this parameter is <b>Yes</b> , then the SAP HANA database server under consideration is a passive server in a SAP HANA cluster. No alerts will be generated if the server is not running. Measures will be reported as “Not applicable” by the agent if the server is not up.

#### Measurements made by the test

Measurement	Description	Measurement Unit	Interpretation
Total Physical	Indicates the total amount	MB	

Measurement	Description	Measurement Unit	Interpretation
Memory	of physical memory allocated for the SAP HANA database server.		
Free Physical Memory	Indicates the amount of physical memory that is currently available on the SAP HANA database server.	MB	A high value is desired for this measure.
Used Physical Memory	Indicates the amount of physical memory that is currently used by the SAP HANA database server.	MB	Ideally, the value of this measure should be low. A consistent increase in this value could be a cause for some serious concern, as it indicates a gradual, but steady erosion of valuable memory resources. If this unhealthy trend is not repaired soon, it could severely hamper server performance, causing anything from a slowdown to a complete system meltdown.
Total Swap Space	Indicates the total amount of swap memory allocated for the SAP HANA database server.	MB	Swap space is space on a hard disk used as the virtual memory extension of a computer's real memory (RAM). The least recently used files in RAM can be "swapped out" to the hard disk until they are needed later so that new files can be "swapped in" to RAM.
Free Swap Space	Indicates the amount of swap memory that is currently available for the SAP HANA database server.	MB	Ideally, the value of this measure should be high, as having an appropriate amount of swap space is important for optimal system performance.
Used Swap Space	Indicates the amount of swap memory that is currently used by the SAP HANA database server.	MB	A consistent rise in the value of this measure is a cause for concern.
Percentage of Free Physical Memory	Indicates the percentage of physical memory that is currently available on the	Percent	A high value is desired for this measure. A consistent drop in this value is a sign that physical memory is



Measurement	Description	Measurement Unit	Interpretation
	SAP HANA database server.		being over-utilized by the server.
Percentage of Free Swap Space	Indicates the percentage of swap memory that is currently available on the SAP HANA database server.	Percent	A very low value indicates that the swap space configured may not be sufficient. A value close to 100% may imply that the swap space configured may be too large.

### 3.6.4 HANA Volume Files Test

Since the SAP HANA database resides in volatile main memory, a persistency layer in the SAP HANA database engine ensures the durability of the transactions. In the event of a failure the persistency layer ensures that the database can be restored to the most recent committed state after a restart. Transactions are either completely executed or completely un-done. To ensure durability of data changes completed in the memory of the SAP HANA server nodes, database data is written to disks. The persistency layer stores data in disk volumes, organized in pages. There are two types of volumes: data and log. Every process/service in the SAP HANA database which needs to persist data, such as the name, index and statistic servers, writes regularly into its own data and log volume. The data volume contains data pages and undo log information. The log volume only records redo log information. In the event of a crash or recovery, redo log information is used to roll forward changes that have not been persisted on the data pages while undo log information is used to roll back changes for uncommitted transactions. If the data or log volume mapped to a service does not have sufficient free space, then these volumes will not be able to store critical undo/redo log details and data pages, thus causing the disaster recovery engine of the database server to fail! This in turn may cause critical data loss and service failures! To prevent such irredeemable losses, it is of utmost importance to closely monitor the space usage in the data and log volumes of each service, detect a space crunch even before it occurs, and right-size the volumes accordingly. To help administrators with this, the eG agent runs the **HANA Volume Files** test on the SAP HANA database server.

For each service of the SAP HANA database server, this test reports how that service uses each of its disk volumes (data or log), thereby pointing administrators to services that are over-utilizing their volumes and may require additional space if any permanent damage to performance is to be averted.

**Target of the test :** A SAP HANA Database Server

**Agent deploying the test :** A remote agent

**Outputs of the test :** One set of results for every volume type (data or log) of each service of the SAP HANA database server being monitored.

### Configurable parameters for the test

Parameter	Description
Test period	How often should the test be executed
Host	The host for which the test is to be configured.
Port	The port number at which the specified Host listens to. By default, this will be <i>30015</i> .
User	In order to monitor a SAP HANA database server, a special database user account with Monitoring privileges has to be created in every SAP HANA database instance that requires monitoring. The syntax of the script that is used for user creation is discussed in Section <b>Chapter 2</b> .  The name of such a user has to be specified here.
Password	Enter the password of the specified User.
Confirm Password	Confirm the password by retyping it here.
IsPassive	If the value chosen for this parameter is <b>Yes</b> , then the SAP HANA database server under consideration is a passive server in a SAP HANA cluster. No alerts will be generated if the server is not running. Measures will be reported as “Not applicable” by the agent if the server is not up.

### Measurements made by the test

Measurement	Description	Measurement Unit	Interpretation
Used Size	Indicates the amount of space that this service is currently using in this volume.	MB	A low value is desired for this measure.
Used Percent	Indicates the percentage of space that this service is currently using in this volume.	Percent	A low value is desired for this measure. If a consistent growth is noticed in the value of this measure, it is indicative of gradual erosion of space in a disk volume. You may want to free up more space by either adding more disks or by removing unnecessary or obsolete files from the

Measurement	Description	Measurement Unit	Interpretation
			disk. This depends upon the volume type. For instance, in case of the data volume, you must not delete files from this volume manually, as it can corrupt the SAP HANA system. On the other hand, if the trace volume runs out of space, you can delete the trace files to make room for more trace data.
Growth	Indicates the rate at which this volume file has grown since the last measurement period.	MB/Sec	If a consistent growth is noticed, it is indicative of gradual erosion of space in a disk volume. You may want to free up more space by either adding more disks or by removing unnecessary or obsolete files from the disk. This depends upon the volume type. For instance, in case of the data volume, you must not delete files from this volume manually, as it can corrupt the SAP HANA system. On the other hand, if the trace volume runs out of space, you can delete the trace files to make room for more trace data.

## About eG Innovations

eG Innovations provides intelligent performance management solutions that automate and dramatically accelerate the discovery, diagnosis, and resolution of IT performance issues in on-premises, cloud and hybrid environments. Where traditional monitoring tools often fail to provide insight into the performance drivers of business services and user experience, eG Innovations provides total performance visibility across every layer and every tier of the IT infrastructure that supports the business service chain. From desktops to applications, from servers to network and storage, from virtualization to cloud, eG Innovations helps companies proactively discover, instantly diagnose, and rapidly resolve even the most challenging performance and user experience issues.

eG Innovations is dedicated to helping businesses across the globe transform IT service delivery into a competitive advantage and a center for productivity, growth and profit. Many of the world's largest businesses use eG Enterprise to enhance IT service performance, increase operational efficiency, ensure IT effectiveness and deliver on the ROI promise of transformational IT investments across physical, virtual and cloud environments.

To learn more visit [www.eginnovations.com](http://www.eginnovations.com).

### Contact Us

For support queries, email [support@eginnovations.com](mailto:support@eginnovations.com).

To contact eG Innovations sales team, email [sales@eginnovations.com](mailto:sales@eginnovations.com).

Copyright © 2020 eG Innovations Inc. All rights reserved.

This document may not be reproduced by any means nor modified, decompiled, disassembled, published or distributed, in whole or in part, or translated to any electronic medium or other means without the prior written consent of eG Innovations. eG Innovations makes no warranty of any kind with regard to the software and documentation, including, but not limited to, the implied warranties of merchantability and fitness for a particular purpose. The information contained in this document is subject to change without notice.

All right, title, and interest in and to the software and documentation are and shall remain the exclusive property of eG Innovations. All trademarks, marked and not marked, are the property of their respective owners. Specifications subject to change without notice.